


## sesam beds



BSE BA

### sesam bed base

bed sides lamellar finger-joint or long listel

**types of wood:** alder, beech, beech heartwood, oak, cherry, walnut, oak white oil


**dimensions of lying surface:**

h	normal 43   comfort 50						
w	90	100	120	140	160	180	200
l	190	200	210	220			

All indicated widths and lengths can be combined.

**total width** = width of lying surface + 6 cm

**total length** = length of lying surface + 7 cm



BSE SW

### sesam bed horizontal slats

bed sides lamellar finger-joint or long listel

optional footboard with frame or with frame and wooden top

**types of wood:** alder, beech, beech heartwood, oak, cherry, walnut, oak white oil

**dimensions of lying surface:**

h	normal 43   comfort 50						
w	90	100	120	140	160	180	200
l	190	200	210	220			

All indicated widths and lengths can be combined.

**total width** = width of lying surface + 6 cm

**total length** = length of lying surface + 12 cm


**inlay depth** = 19 cm



normal height  
43 cm



comfort height  
50 cm



BSE SS

### sesam bed vertical slats

bed sides lamellar finger-joint or long listel

optional footboard with frame or with frame and wooden top

**types of wood:** alder, beech, beech heartwood, oak, cherry, walnut, oak white oil


**dimensions of lying surface:**

h	normal 43   comfort 50						
w	90	100	120	140	160	180	200
l	190	200	210	220			

All indicated widths and lengths can be combined.

**total width** = width of lying surface + 6 cm

**total length** = length of lying surface + 12 cm



BSE HO

### sesam bed with wooden headboard

bed sides lamellar finger-joint or long listel

optional footboard with frame or with frame and wooden top

**types of wood:** alder, beech, beech heartwood, oak, cherry, walnut, oak white oil

**dimensions of lying surface**

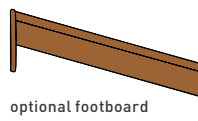
h	normal 43   comfort 50						
w	90	100	120	140	160	180	200
l	190	200	210	220			

All indicated widths and lengths can be combined.

**total width** = width of lying surface + 6 cm

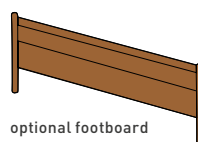
**total length** = length of lying surface + 12 cm

**inlay depth** = 19 cm



optional footboard  
with frame

h	49   56						
w	96	106	126	146	166	186	206



optional footboard  
with frame and  
wooden top

h	65.6   72.6						
w	96	106	126	146	166	186	206

## types of wood

Unless stated otherwise, all wooden surfaces are finished with pure natural oil.

A detailed list of the wood types available for this product can be found on page 1.



alder



beech



beech heartwood




oak



wild oak\*



cherry



walnut



wild walnut\*



oak white oil



wild oak white oil\*



swiss pine not oiled\*\*

### colour patterns

Wood is one of the most noble, beautiful and versatile natural products we have. Every piece of wood is unique. Differences in colour are a result of the wood's structure and place of origin. Similarly, the age of the piece of furniture will determine its colour, as natural factors in your home's environment (e.g. sunlight) can change the surface colour. When your order specifies a particular colour, we do our best to match it. But minor variations in wood, glass, fabric or leather are inevitable. An exact colour match will never be possible.

\*wild arrangement only available on fronts

\*\*swiss pine only available for selected items; finished with natural oil on request